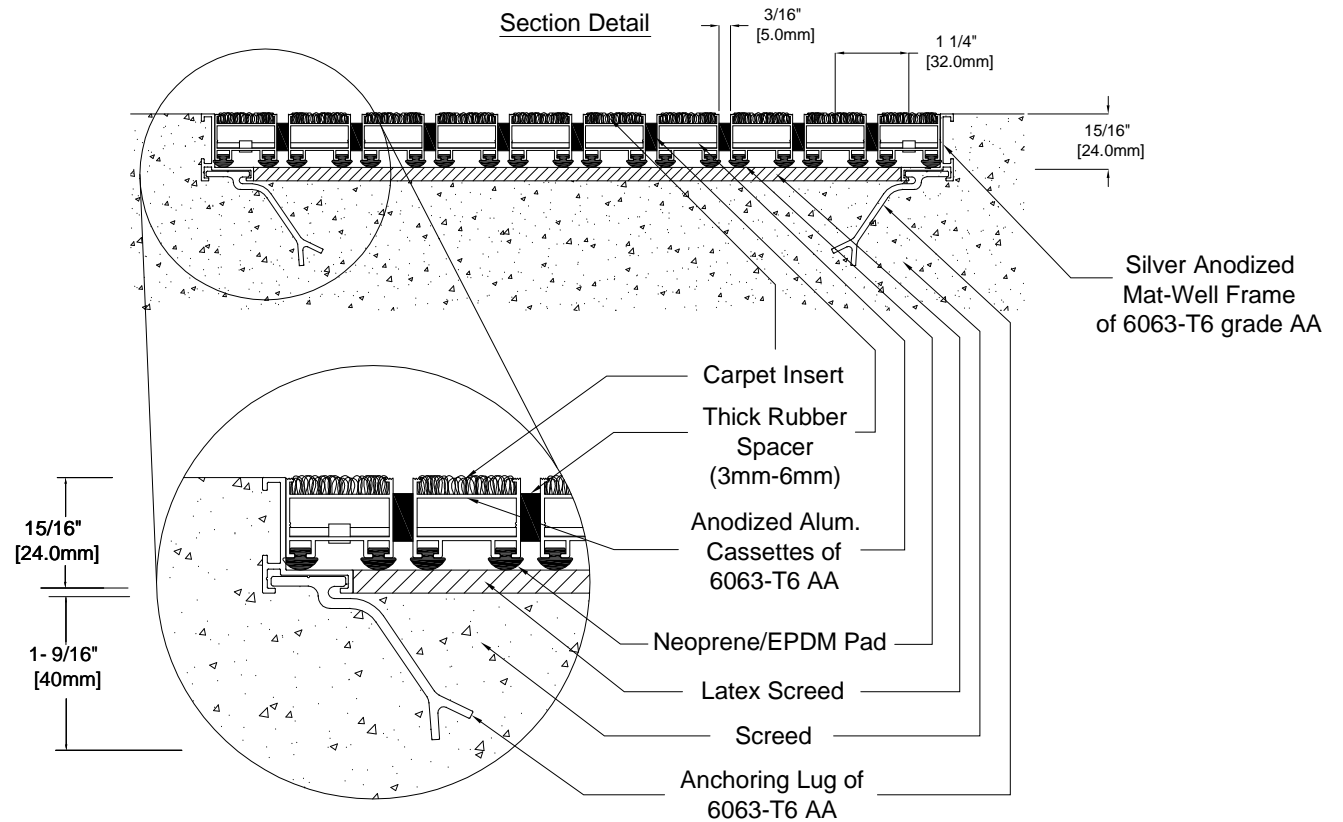
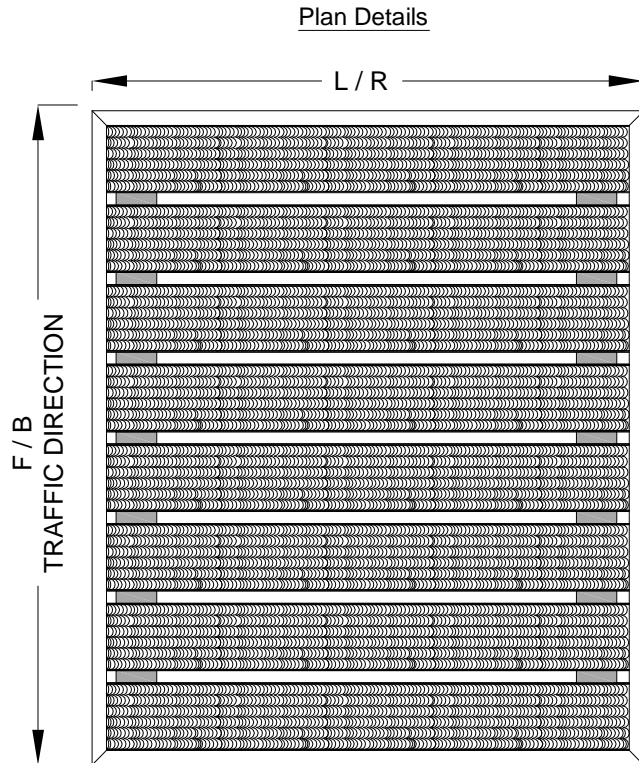


LEVEL BASE FRAME INSTALLATION



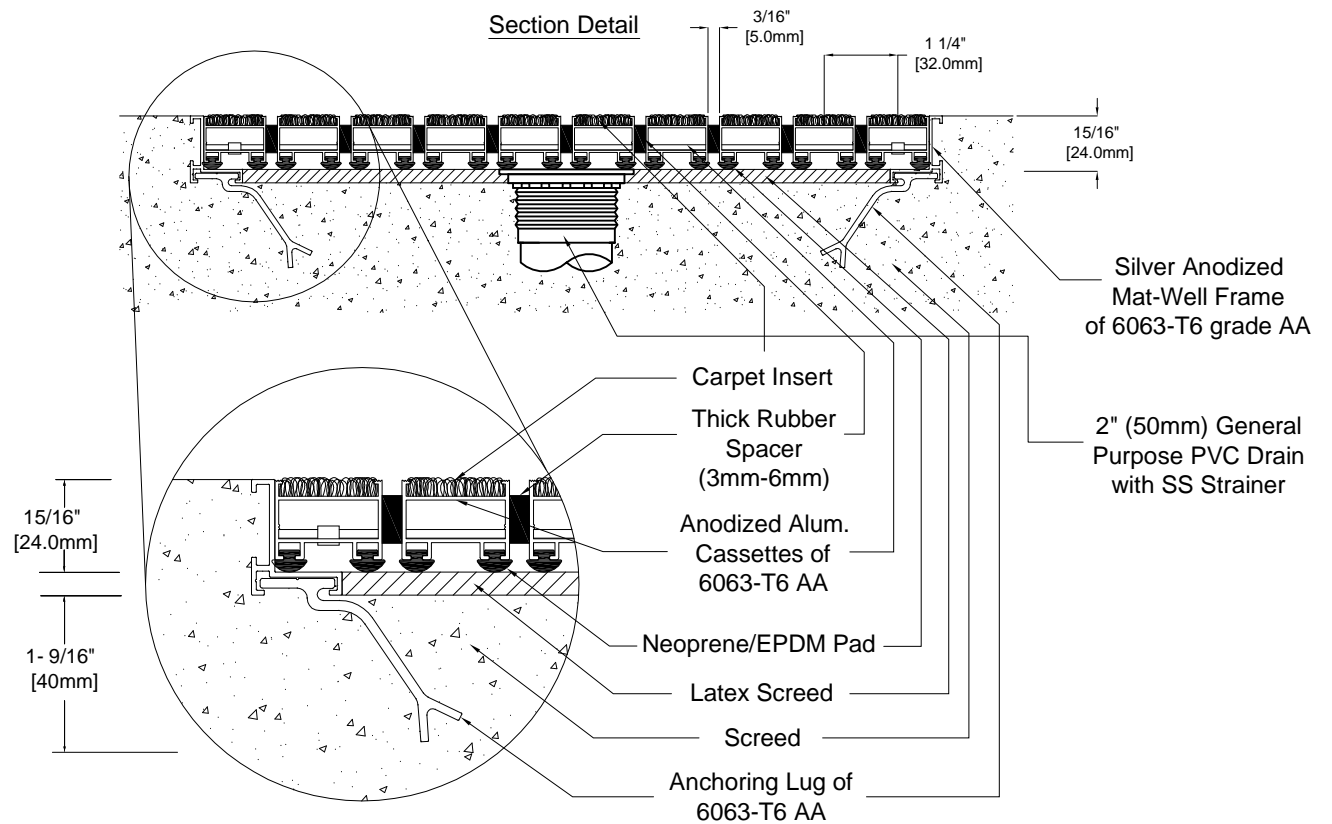
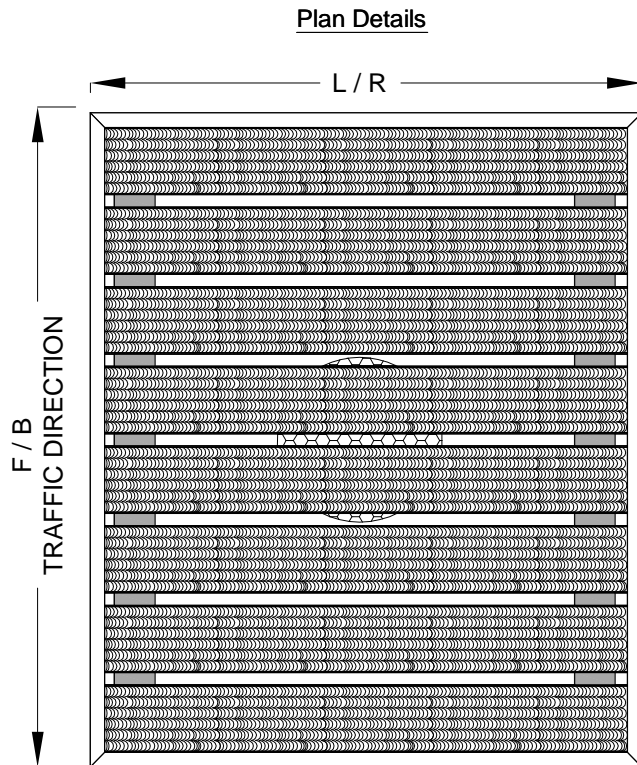
DETAIL NOTES:

- 1 - Mat Wipers must run perpendicular to traffic direction.
- 2 - Wipers are available in Black colour only. Other colours available on special request.
- 3 - Mat-Well frames available upon request.
- 4 - Installation to be completed in accordance with manufacturer's specifications.
- 5 - All Dimensions are considered true and reflect manufacturer's specifications.
- 6 - Do not scale drawing.
- 7 - Maximum single grid size not to exceed 9.84'(3000mm)left to right X 3'(914mm) front to back.
- 8 - Weight 35.27 lbs per Square Meter.
- 9 - Max rolling load / wheel, Recessed installation 1000 lbs.
- 10 - All surfaces in contact with masonry are to receive a coat of Zinc Chromate Premier.
- 11 - Bigger grids be created on site by interconnecting small mats.

PROJECT:		DRAWN BY : SJ
CONSULTANT:	MATTING CODE :	CHECKED BY :
INTERIOR DESIGN:	OFFER NO:	SCALE : NTS

**PROSPEC SPECIALTIES**  
 3601 HIGHWAY 7, SUITE 400  
 MARKHAM ON L3R 0M3, CANADA

LEVEL BASE FRAME WITH DRAIN INSTALLATION

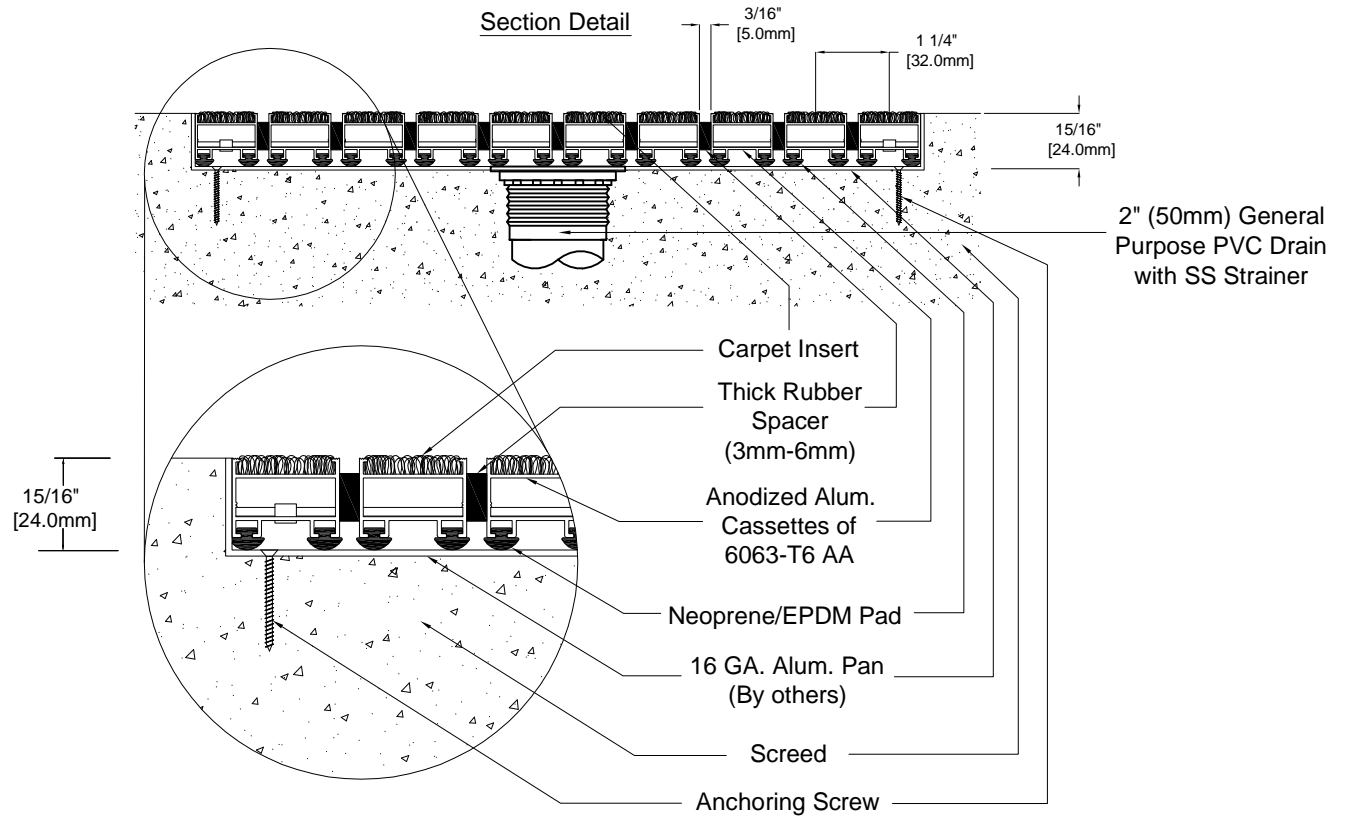
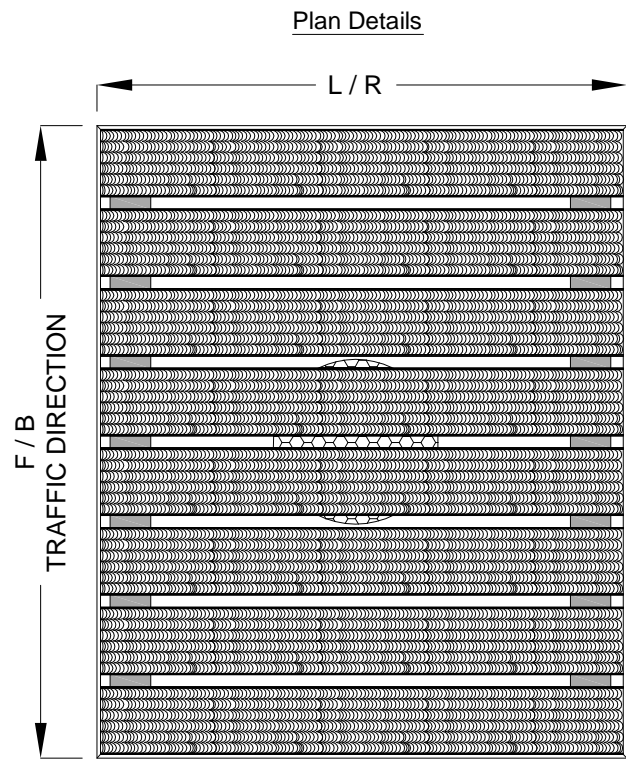


**DETAIL NOTES:**

- 1 - Mat Wipers must run perpendicular to traffic direction.
- 2 - Wipers are available in Black colour only. Other colours available on special request.
- 3 - Mat-Well frames available upon request.
- 4 - Installation to be completed in accordance with manufacturer's specifications.
- 5 - All Dimensions are considered true and reflect manufacturer's specifications.
- 6 - Do not scale drawing.
- 7 - Maximum single grid size not to exceed 9.84'(3000mm)left to right X 3'(914mm) front to back.
- 8 - Weight 35.27 lbs per Square Meter.
- 9 - Max rolling load / wheel, Recessed installation 1000 lbs.
- 10 - All surfaces in contact with masonry are to receive a coat of Zinc Chromate Premier.
- 11 - Bigger grids be created on site by interconnecting small mats.

PROJECT:		DRAWN BY : SJ	 <p><b>PROSPEC SPECIALTIES</b> 3601 HIGHWAY 7, SUITE 400 MARKHAM ON L3R 0M3, CANADA</p>
CONSULTANT:	MATTING CODE :	CHECKED BY :	
INTERIOR DESIGN:	OFFER NO:	SCALE : NTS	

LEVEL BASE FRAME WITH DRAIN AND PAN INSTALLATION



**DETAIL NOTES:**

- 1 - Mat Wipers must run perpendicular to traffic direction.
- 2 - Wipers are available in Black colour only. Other colours available on special request.
- 3 - Mat-Well frames available upon request.
- 4 - Installation to be completed in accordance with manufacturer's specifications.
- 5 - All Dimensions are considered true and reflect manufacturer's specifications.
- 6 - Do not scale drawing.
- 7 - Maximum single grid size not to exceed 9.84'(3000mm)left to right X 3'(914mm) front to back.
- 8 - Weight 35.27 lbs per Square Meter.
- 9 - Max rolling load / wheel, Recessed installation 1000 lbs.
- 10 - All surfaces in contact with masonry are to receive a coat of Zinc Chromate Premier.
- 11 - Bigger grids be created on site by interconnecting small mats.

PROJECT:		DRAWN BY : SJ	 <p>3601 HIGHWAY 7, SUITE 400 MARKHAM ON L3R 0M3, CANADA</p>
CONSULTANT:	MATTING CODE :	CHECKED BY :	
INTERIOR DESIGN:	OFFER NO:	SCALE : NTS	